


























CHANNEL HOOKUP











Lighting Design Timothy F. Gately

Channel	Dim	Position	U#	Purpose	Typ & Acc & W	Color	Temp
(1)	1/105	BEAM	23	Area 1, DR Thrust, Warm	S4 - 19 575w	 R08+ R132	
(2)	1/104	BEAM	20	Area 1, DC Thrust, Warm	S4 - 19 575w	 R08+ R132	
(3)	1/110	BEAM	17	Area 2, DC Thrust, Warm	S4-750 - 26w/Iris 575w	 R08+ R132	
(4)	1/116	BEAM	14	Area 2, DC Thrust, Warm	S4 - 19 575w	 R08+ R132	
(5)	1/115	BEAM	11	Area 3, DL Thrust, Warm	S4 - 19 575w	 R08+ R132	
(6)	1/3	BEAM	29	Area 1, DR Thrust, Amber	S4 - 19 575w	 R08+ R132	
	"	"	33	Area 4, UR Thrust, Amber	"	"	
(7)	1/12	BEAM	1	Area 6, UL Thrust, Amber	S4 - 19 575w	 R08+ R132	
	"	"	5	Area 3, DL Thrust, Amber	"	"	
(8)	1/21	CATWALK FRONT	13	Area 6, UL Thrust, Warm	S4 - 36 575w	 R08+ R132	
(9)	1/18	CATWALK FRONT	1	Area 5, UC Thrust, Warm	S4 - 36 575w	 R08+ R132	
	"	"	17	"	"	"	
(10)	1/15	CATWALK FRONT	5	Area 4, UR Thrust, Warm	S4 - 36 575w	 R08+ R132	
(11)	1/103	BEAM	24	Area 1, DR Thrust, Cool	S4 - 19 575w	 R68+ R132+ G99	
(12)	1/101	BEAM	21	Area 1, DCR Thrust, Cool	S4 - 19 575w	 R68+ R132+ G99	









CHANNEL HOOKUP

Channel	Dim	Position	U#	Purpose	Typ & Acc & W	Color	Temp
(13)	1/108	BEAM	18	Area 2, DC Thrust, Cool	S4 - 19w/Iris 575w	 R68+ R132+ G99	
(14)	1/111	BEAM	16	Area 2, DC Thrust, Cool	S4 - 19w/Iris 575w	 R68+ R132+ G99	
(15)	1/113	BEAM	13	Area 2, DC Thrust, Cool	S4 - 19 575w	 R68+ R132+ G99	
(16)	1/117	BEAM	10	Area 3, DL Thrust, Cool	S4 - 19 575w	 R68+ R132+ G99	
	1/16	CATWALK FRONT	3	Area 5, UC Thrust, Neutral	S4 - 36 575w	 R355+ R132	
	"	"	15	"	"	"	
(17)	1/22	CATWALK FRONT	11	Area 6, UL Thrust, Cool	S4 - 36 575w	 R68+ R132+ G99	
(18)	1/17	CATWALK FRONT	2	Area 5, UC Thrust, Cool	S4 - 36 575w	 R68+ R132+ G99	
	"	"	16	"	"	"	
(19)	1/14	CATWALK FRONT	7	Area 4, UR Thrust, Cool	S4 - 36 575w	 R68+ R132+ G99	
(21)	1/106	BEAM	25	Front Wash, Neutral DR	S4 - 19 575w	 R355+ R132	
(22)	1/102	BEAM	22	Front Wash, Warm DCR	S4 - 26 575w	 R355+ R132	
(23)	1/107	BEAM	19	Front Wash, Neutral DCR	S4 - 26w/Iris 575w	 R355+ R132	
(24)	1/112	BEAM	15	Front Wash, Neutral DCL	S4 - 26w/Iris 575w	 R355+ R132	
(25)	1/114	BEAM	12	Front Wash, Neutral DCL	S4 - 26 575w	 R355+ R132	










CHANNEL HOOKUP

Channel	Dim	Position	U#	Purpose	Typ & Acc & W	Color	Temp
(26)	1/118	BEAM	9	Front Wash, Neutral DL	S4 - 19 575w	 R355+ R132	
(27)	1/23	CATWALK FRONT	10	Area 6, UL Thrust, Neutral	S4 - 36 575w	 R355+ R132	
(29)	1/13	CATWALK FRONT	8	Area 4, UR Thrust, Neutral	S4 - 36 575w	 R355+ R132	
(30)	1/29	1ST ELECTRIC	1	Pipe End, Warm	S4 - 36 575w	 R34+ R132	
	"	"	3	"	Alt. 6x12 575w	"	
(31)	1/35	2ND ELECTRIC	1	Pipe End, Warm	S4 - 36 575w	 R34+ R132	
	"	"	3	"	Alt. 6x12 575w	"	
(32)	1/226	3RD ELECTRIC	1	Pipe End, Warm	S4 - 36 575w	 R34+ R132	
	"	"	3	"	S4 - 26 575w	"	
(33)	1/25	1ST ELECTRIC	23	Pipe End, Warm	Alt. 6x12 575w	 R34+ R132	
	"	"	25	"	S4 - 36 575w	"	
(34)	1/218	2ND ELECTRIC	20	Pipe End, Warm	Alt. 6x12 575w	 R34+ R132	
	"	"	22	"	S4 - 36 575w	"	
(35)	1/242	3RD ELECTRIC	20	Pipe End, Warm	S4 - 26 575w	 R34+ R132	
	"	"	22	"	S4 - 36 575w	"	
(37)	1/30	1ST ELECTRIC	2	Pipe End, Cool	S4 Jr- 36 575w	 R79+ R132+ G99	
	"	"	4	"	Alt. 6x12 575w	"	
	1/36	2ND ELECTRIC	2	"	S4 Jr- 36 575w	"	
	"	"	4	"	Alt. 6x12 575w	"	

CHANNEL HOOKUP

Channel	Dim	Position	U#	Purpose	Typ & Acc & W	Color	Temp
(38)	1/227	3RD ELECTRIC	2	Pipe End, Cool	S4 Jr- 36 575w	 R79+ R132+ G99	
	"	"	4	"	S4 - 26 575w	"	
(39)	1/24	1ST ELECTRIC	22	Pipe End, Cool	Alt. 6x12 575w	 R79+ R132+ G99	
	"	"	24	"	S4 Jr- 36 575w	"	
(40)	1/217	2ND ELECTRIC	19	Pipe End, Cool	Alt. 6x12 575w	 R79+ R132+ G99	
	"	"	21	"	S4 Jr- 36 575w	"	
(41)	1/241	3RD ELECTRIC	19	Pipe End, Cool	S4 - 26 575w	 R79+ R132+ G99	
	"	"	21	"	S4 Jr- 36 575w	"	
(51)	1/207	PROSCENIU M PIPE	1	Back Wash, Amber	S4 - PAR WFL 575w	 R317	
	"	"	12	"	"	"	
(52)	1/210	PROSCENIU M PIPE	4	Back Wash, Amber	S4 - PAR WFL 575w	 R317	
	"	"	9	"	"	"	
(53)	1/26	1ST ELECTRIC	6	Back Wash, Amber	S4 - PAR WFL 575w	 R317	
	"	"	20	"	"	"	
(54)	1/31	1ST ELECTRIC	10	Back Wash, Amber	S4 - PAR WFL 575w	 R317	
	"	"	16	"	"	"	
(55)	1/79	2ND ELECTRIC	6	Back Wash, Amber	S4 - PAR WFL 575w	 R317	
	"	"	17	"	"	"	

CHANNEL HOOKUP

Channel	Dim	Position	U#	Purpose	Typ & Acc & W	Color	Temp
(56)	1/219	2ND ELECTRIC	9	Back Wash, Amber	S4 - PAR WFL 575w	 R317	
	1/222	"	14	"	"	"	
(57)	1/29	3RD ELECTRIC	6	Back Wash, Amber	S4 - PAR WFL 575w	 R317	
	1/229	"	17	"	"	"	
(58)	1/48	3RD ELECTRIC	9	Back Wash, Amber	S4 - PAR WFL 575w	 R317	
	"	"	14	"	"	"	
(61)	1/208	PROSCENIU M PIPE	2	Back Wash, Red	Alt. 6" Fresnel 575w	 L106	
	"	"	11	"	6" Fresnel, Century 500w	"	
(62)	1/211	PROSCENIU M PIPE	5	Back Wash, Red	Alt. 6" Fresnel 575w	 L106	
	"	"	8	"	6" Fresnel, Century 500w	"	
(63)	1/27	1ST ELECTRIC	7	Back Wash, Red	6" Fresnel, Times Square 575w	 L106	
	"	"	19	"	"	"	
(64)	1/32	1ST ELECTRIC	11	Back Wash, Red	6" Fresnel, Times Square 575w	 L106	
	"	"	15	"	"	"	
(65)	1/38	2ND ELECTRIC	7	Back Wash, Red	6" Fresnel, Century Strand 500w	 L106	
	"	"	16	"	"	"	
(66)	1/220	2ND ELECTRIC	10	Back Wash, Red	6" Fresnel, Century Strand 500w	 L106	
	"	"	13	"	"	"	





CHANNEL HOOKUP

Channel	Dim	Position	U#	Purpose	Typ & Acc & W	Color	Temp
(67)	1/239	3RD ELECTRIC	7	Back Wash, Red	6" Fresnel, Century 500w	 L106	
	"	"	16	"	"	"	
(68)	1/237	3RD ELECTRIC	10	Back Wash, Red	6" Fresnel, Century 500w	 L106	
	"	"	13	"	"	"	
(71)	1/209	PROSCENIU M PIPE	3	Back Wash, Blue	6" Fresnel, Century 500w	 R74	
	"	"	10	"	Alt. 6" Fresnel 575w	"	
(72)	1/212	PROSCENIU M PIPE	6	Back Wash, Blue	6" Fresnel, Century 500w	 R74	
	"	"	7	"	Alt. 6" Fresnel 575w	"	
(73)	1/28	1ST ELECTRIC	8	Back Wash, Blue	6" Fresnel, Times Square 575w	 R74	
	"	"	18	"	"	"	
(74)	1/33	1ST ELECTRIC	12	Back Wash, Blue	6" Fresnel, Times Square 575w	 R74	
	"	"	14	"	"	"	
(75)	1/39	2ND ELECTRIC	8	Back Wash, Blue	6" Fresnel, Century Strand 500w	 R74	
	"	"	15	"	"	"	
(76)	1/221	2ND ELECTRIC	11	Back Wash, Blue	6" Fresnel, Century Strand 500w	 R74	
	"	"	12	"	"	"	
(77)	1/238	3RD ELECTRIC	8	Back Wash, Blue	6" Fresnel, Century 500w	 R74	
	"	"	15	"	"	"	


CHANNEL HOOKUP

Channel	Dim	Position	U#	Purpose	Typ & Acc & W	Color	Temp
(78)	1/230	3RD ELECTRIC	11	Back Wash, Blue	6" Fresnel, Century 500w	 R74	
	"	"	12	"	"	"	
(81)	1/19	CATWALK SL	3	Pattern, Breakup	S4-750 - 26 575w	N/C	
(82)	1/20	CATWALK SR	3	Pattern, Breakup	S4-750 - 26 575w	N/C	
(83)	1/123	CATWALK SL	2	Pattern, Breakup	S4-750 - 26 575w	N/C	
(84)	1/125	1ST ELECTRIC	5	Pattern, Breakup	S4 - 26 575w	N/C	
	1/120	CATWALK SR	2	"	S4-750 - 26 575w	"	
(85)	1/37	2ND ELECTRIC	5	Pattern, Breakup	S4 - 26 575w	N/C	
	1/124	CATWALK SL	1	"	S4-750 - 26 575w	"	
(86)	1/228	3RD ELECTRIC	5	Pattern, Breakup	S4 - 26 575w	N/C	
	1/119	CATWALK SR	1	"	S4-750 - 26 575w	"	
(90)	1/130	1ST ELECTRIC	21	Pattern, Breakup	S4 - 26 575w	N/C	
(91)	1/216	2ND ELECTRIC	18	Pattern, Breakup	S4 - 26 575w	N/C	
(92)	1/240	3RD ELECTRIC	18	Pattern, Breakup	S4 - 26 575w	N/C	
(101)	1/201	CATWALK FRONT	14	Special DR	S4-750 - 26 750w	N/C	
(102)	1/202	CATWALK FRONT	12	Special DCR	S4-750 - 26w/Iris 750w	N/C	
(103)	1/203	CATWALK FRONT	9	Special DC	S4-750 - 26 750w	N/C	

CHANNEL HOOKUP

Channel	Dim	Position	U#	Purpose	Typ & Acc & W	Color	Temp
(104)	1/204	CATWALK FRONT	6	Special DCL	S4-750 - 26w/Iris 750w	N/C	
(105)	1/205	CATWALK FRONT	4	Special DL	S4-750 - 26 750w	N/C	
(114)	1/126	1ST ELECTRIC	9	Special CL	S4 - 26 575w	N/C	
(115)	1/128	1ST ELECTRIC	13	Special CC	S4 - 26 575w	N/C	
(116)	1/129	1ST ELECTRIC	17	Special CR	S4 - 26 575w	N/C	
(121)	1/80	BEAM	28	Area 1, DR Thrust, Blue	S4 - 26 575w	 R79+ R132+ G99	
	"	"	32	Area 4, UR Thrust, Blue	S4 - 19 575w	"	
(122)	1/11	BEAM	2	Area 6, UL Thrust, Blue	S4 - 19 575w	 R79+ R132+ G99	
	"	"	6	Area 3, DL Thrust, Blue	"	"	
(123)	1/5	BEAM	27	Area 1, DR Thrust, Lavendar	S4 - 19 575w	 R56+ R132	
	"	"	31	Area 4, UR Thrust, Lavendar	S4 - 26 575w	"	
(124)	1/10	BEAM	3	Area 6, UL Thrust, Lavendar	S4 - 19 575w	 R56+ R132	
	"	"	7	Area 3, DL Thrust, Lavendar	"	"	

CHANNEL HOOKUP

Channel	Dim	Position	U#	Purpose	Typ & Acc & W	Color	Temp
(125)	1/6	BEAM	26	Area 1, DR Thrust, Pink	S4 - 19 575w	 R34+ R132	
	"	"	30	Area 4, UR Thrust, Pink	"	"	
(126)	1/9	BEAM	4	Area 6, UL Thrust, Pink	S4 - 19 575w	 R34+ R132	
	"	"	8	Area 3, DL Thrust, Pink	"	"	
(141)	1/41	4TH ELECTRIC	A1	Cyc, Red	12LT 3CKT 150 W R40FL 150w	 R124	
	"	"	B1	"	"	"	
	"	"	C1	"	"	"	
	1/46	"	D1	"	"	"	
	"	"	E1	"	"	"	
	"	"	F1	"	"	"	
	(142)	1/50	4TH ELECTRIC	A2	Cyc, Green	12LT 3CKT 150 W R40FL 150w	 R126
"		"	B2	"	"	"	
"		"	C2	"	"	"	
1/47		"	D2	"	"	"	
"		"	E2	"	"	"	
"		"	F2	"	"	"	
(143)		1/43	4TH ELECTRIC	A3	Cyc, Blue	12LT 3CKT 150 W R40FL 150w	 R125
	"	"	B3	"	"	"	
	"	"	C3	"	"	"	
	1/45	"	D3	"	"	"	
	"	"	E3	"	"	"	
	"	"	F3	"	"	"	

CHANNEL HOOKUP

Items WITHOUT Channel

Channel	Dim	Position	U#	Purpose	Typ & Acc & W	Color	Temp
		BEAM	14.1	Follow Spot	Lycian 1206 Midget Followspot 1kW		
		----- "	19.1	"	"		

Sangre de Cristo Arts Center Theater House Plot

SDCACTheater House Plot.lw5

4/18/2016

INSTRUMENT SCHEDULE

Lighting Design Timothy F. Gately





TABLE OF CONTENTS

BEAM	1	4TH ELECTRIC	10
1ST ELECTRIC	4	PROSCENIUM PIPE	12
2ND ELECTRIC	6	CATWALK SL	12
3RD ELECTRIC	8	CATWALK SR	13
		CATWALK FRONT	14

INSTRUMENT SCHEDULE

Lighting Design Timothy F. Gately

BEAM

U#	Purpose	Typ & Acc & W	Ckt	C#	Color	Temp	Gsiz	Dim	Chan
1	Area 6, UL Thrust, Amber	S4 - 19 575w			 R08+ R132			1/12	(7)
2	Area 6, UL Thrust, Blue	S4 - 19 575w			 R79+ R132+ G99			1/11	(122)
3	Area 6, UL Thrust, Lavendar	S4 - 19 575w			 R56+ R132			1/10	(124)
4	Area 6, UL Thrust, Pink	S4 - 19 575w			 R34+ R132			1/9	(126)
5	Area 3, DL Thrust, Amber	S4 - 19 575w			 R08+ R132			1/12	(7)
6	Area 3, DL Thrust, Blue	S4 - 19 575w			 R79+ R132+ G99			1/11	(122)
7	Area 3, DL Thrust, Lavendar	S4 - 19 575w			 R56+ R132			1/10	(124)
8	Area 3, DL Thrust, Pink	S4 - 19 575w			 R34+ R132			1/9	(126)
9	Front Wash, Neutral DL	S4 - 19 575w			 R355+ R132			1/118	(26)
10	Area 3, DL Thrust, Cool	S4 - 19 575w			 R68+ R132+ G99			1/117	(16)
11	Area 3, DL Thrust, Warm	S4 - 19 575w			 R08+ R132			1/115	(5)
12	Front Wash, Neutral DCL	S4 - 26 575w			 R355+ R132			1/114	(25)
13	Area 2, DC Thrust, Cool	S4 - 19 575w			 R68+ R132+ G99			1/113	(15)










INSTRUMENT SCHEDULE

BEAM

U#	Purpose	Typ & Acc & W	Ckt	C#	Color	Temp	Gsiz	Dim	Chan
14	Area 2, DC Thrust, Warm	S4 - 19 575w			 R08+ R132			1/116	(4)
14.1	Follow Spot	Lycian 1206 Midget Followspot 1kW							
15	Front Wash, Neutral DCL	S4 - 26w/Iris 575w			 R355+ R132			1/112	(24)
16	Area 2, DC Thrust, Cool	S4 - 19w/Iris 575w			 R68+ R132+ G99			1/111	(14)
17	Area 2, DC Thrust, Warm	S4-750 - 26w/Iris 575w			 R08+ R132			1/110	(3)
18	Area 2, DC Thrust, Cool	S4 - 19w/Iris 575w			 R68+ R132+ G99			1/108	(13)
19	Front Wash, Neutral DCR	S4 - 26w/Iris 575w			 R355+ R132			1/107	(23)
19.1	Follow Spot	Lycian 1206 Midget Followspot 1kW							
20	Area 1, DC Thrust, Warm	S4 - 19 575w			 R08+ R132			1/104	(2)
21	Area 1, DCR Thrust, Cool	S4 - 19 575w			 R68+ R132+ G99			1/101	(12)
22	Front Wash, Warm DCR	S4 - 26 575w			 R355+ R132			1/102	(22)
23	Area 1, DR Thrust, Warm	S4 - 19 575w			 R08+ R132			1/105	(1)
24	Area 1, DR Thrust, Cool	S4 - 19 575w			 R68+ R132+ G99			1/103	(11)


INSTRUMENT SCHEDULE

BEAM

U#	Purpose	Typ & Acc & W	Ckt	C#	Color	Temp	Gsiz	Dim	Chan
25	Front Wash, Neutral DR	S4 - 19 575w			 R355+ R132			1/106	(21)
26	Area 1, DR Thrust, Pink	S4 - 19 575w			 R34+ R132			1/6	(125)
27	Area 1, DR Thrust, Lavendar	S4 - 19 575w			 R56+ R132			1/5	(123)
28	Area 1, DR Thrust, Blue	S4 - 26 575w			 R79+ R132+ G99			1/80	(121)
29	Area 1, DR Thrust, Amber	S4 - 19 575w			 R08+ R132			1/3	(6)
30	Area 4, UR Thrust, Pink	S4 - 19 575w			 R34+ R132			1/6	(125)
31	Area 4, UR Thrust, Lavendar	S4 - 26 575w			 R56+ R132			1/5	(123)
32	Area 4, UR Thrust, Blue	S4 - 19 575w			 R79+ R132+ G99			1/80	(121)
33	Area 4, UR Thrust, Amber	S4 - 19 575w			 R08+ R132			1/3	(6)








INSTRUMENT SCHEDULE

1ST ELECTRIC

U#	Purpose	Typ & Acc & W	Ckt	C#	Color	Temp	Gsiz	Dim	Chan
1	Pipe End, Warm	S4 - 36 575w			 R34+ R132			1/29	(30)
2	Pipe End, Cool	S4 Jr- 36 575w			 R79+ R132+ G99			1/30	(37)
3	Pipe End, Warm	Alt. 6x12 575w			 R34+ R132			1/29	(30)
4	Pipe End, Cool	Alt. 6x12 575w			 R79+ R132+ G99			1/30	(37)
5	Pattern, Breakup	S4 - 26 575w			N/C			1/125	(84)
6	Back Wash, Amber	S4 - PAR WFL 575w			 R317			1/26	(53)
7	Back Wash, Red	6" Fresnel, Times Square 575w			 L106			1/27	(63)
8	Back Wash, Blue	6" Fresnel, Times Square 575w			 R74			1/28	(73)
9	Special CL	S4 - 26 575w			N/C			1/126	(114)
10	Back Wash, Amber	S4 - PAR WFL 575w			 R317			1/31	(54)
11	Back Wash, Red	6" Fresnel, Times Square 575w			 L106			1/32	(64)
12	Back Wash, Blue	6" Fresnel, Times Square 575w			 R74			1/33	(74)
13	Special CC	S4 - 26 575w			N/C			1/128	(115)
14	Back Wash, Blue	6" Fresnel, Times Square 575w			 R74			1/33	(74)
15	Back Wash, Red	6" Fresnel, Times Square 575w			 L106			1/32	(64)
16	Back Wash, Amber	S4 - PAR WFL 575w			 R317			1/31	(54)














INSTRUMENT SCHEDULE

1ST ELECTRIC

U#	Purpose	Typ & Acc & W	Ckt	C#	Color	Temp	Gsiz	Dim	Chan
17	Special CR	S4 - 26 575w			N/C			1/129	(116)
18	Back Wash, Blue	6" Fresnel, Times Square 575w			 R74			1/28	(73)
19	Back Wash, Red	6" Fresnel, Times Square 575w			 L106			1/27	(63)
20	Back Wash, Amber	S4 - PAR WFL 575w			 R317			1/26	(53)
21	Pattern, Breakup	S4 - 26 575w			N/C			1/130	(90)
22	Pipe End, Cool	Alt. 6x12 575w			 R79+ R132+ G99			1/24	(39)
23	Pipe End, Warm	Alt. 6x12 575w			 R34+ R132			1/25	(33)
24	Pipe End, Cool	S4 Jr- 36 575w			 R79+ R132+ G99			1/24	(39)
25	Pipe End, Warm	S4 - 36 575w			 R34+ R132			1/25	(33)







INSTRUMENT SCHEDULE

2ND ELECTRIC

U#	Purpose	Typ & Acc & W	Ckt	C#	Color	Temp	Gsiz	Dim	Chan
1	Pipe End, Warm	S4 - 36 575w			 R34+ R132			1/35	(31)
2	Pipe End, Cool	S4 Jr- 36 575w			 R79+ R132+ G99			1/36	(37)
3	Pipe End, Warm	Alt. 6x12 575w			 R34+ R132			1/35	(31)
4	Pipe End, Cool	Alt. 6x12 575w			 R79+ R132+ G99			1/36	(37)
5	Pattern, Breakup	S4 - 26 575w			N/C			1/37	(85)
6	Back Wash, Amber	S4 - PAR WFL 575w			 R317			1/79	(55)
7	Back Wash, Red	6" Fresnel, Century Strand 500w			 L106			1/38	(65)
8	Back Wash, Blue	6" Fresnel, Century Strand 500w			 R74			1/39	(75)
9	Back Wash, Amber	S4 - PAR WFL 575w			 R317			1/219	(56)
10	Back Wash, Red	6" Fresnel, Century Strand 500w			 L106			1/220	(66)
11	Back Wash, Blue	6" Fresnel, Century Strand 500w			 R74			1/221	(76)
12	Back Wash, Blue	6" Fresnel, Century Strand 500w			 R74			1/221	(76)
13	Back Wash, Red	6" Fresnel, Century Strand 500w			 L106			1/220	(66)
14	Back Wash, Amber	S4 - PAR WFL 575w			 R317			1/222	(56)
15	Back Wash, Blue	6" Fresnel, Century Strand 500w			 R74			1/39	(75)







INSTRUMENT SCHEDULE

2ND ELECTRIC

U#	Purpose	Typ & Acc & W	Ckt	C#	Color	Temp	Gsiz	Dim	Chan
16	Back Wash, Red	6" Fresnel, Century Strand 500w			 L106			1/38	(65)
17	Back Wash, Amber	S4 - PAR WFL 575w			 R317			1/79	(55)
18	Pattern, Breakup	S4 - 26 575w			N/C			1/216	(91)
19	Pipe End, Cool	Alt. 6x12 575w			 R79+ R132+ G99			1/217	(40)
20	Pipe End, Warm	Alt. 6x12 575w			 R34+ R132			1/218	(34)
21	Pipe End, Cool	S4 Jr- 36 575w			 R79+ R132+ G99			1/217	(40)
22	Pipe End, Warm	S4 - 36 575w			 R34+ R132			1/218	(34)







INSTRUMENT SCHEDULE

3RD ELECTRIC

U#	Purpose	Typ & Acc & W	Ckt	C#	Color	Temp	Gsiz	Dim	Chan
1	Pipe End, Warm	S4 - 36 575w			 R34+ R132			1/226	(32)
2	Pipe End, Cool	S4 Jr- 36 575w			 R79+ R132+ G99			1/227	(38)
3	Pipe End, Warm	S4 - 26 575w			 R34+ R132			1/226	(32)
4	Pipe End, Cool	S4 - 26 575w			 R79+ R132+ G99			1/227	(38)
5	Pattern, Breakup	S4 - 26 575w			N/C			1/228	(86)
6	Back Wash, Amber	S4 - PAR WFL 575w			 R317			1/29	(57)
7	Back Wash, Red	6" Fresnel, Century 500w			 L106			1/239	(67)
8	Back Wash, Blue	6" Fresnel, Century 500w			 R74			1/238	(77)
9	Back Wash, Amber	S4 - PAR WFL 575w			 R317			1/48	(58)
10	Back Wash, Red	6" Fresnel, Century 500w			 L106			1/237	(68)
11	Back Wash, Blue	6" Fresnel, Century 500w			 R74			1/230	(78)
12	Back Wash, Blue	6" Fresnel, Century 500w			 R74			1/230	(78)
13	Back Wash, Red	6" Fresnel, Century 500w			 L106			1/237	(68)
14	Back Wash, Amber	S4 - PAR WFL 575w			 R317			1/48	(58)
15	Back Wash, Blue	6" Fresnel, Century 500w			 R74			1/238	(77)

INSTRUMENT SCHEDULE

3RD ELECTRIC

U#	Purpose	Typ & Acc & W	Ckt	C#	Color	Temp	Gsiz	Dim	Chan
16	Back Wash, Red	6" Fresnel, Century 500w			 L106			1/239	(67)
17	Back Wash, Amber	S4 - PAR WFL 575w			 R317			1/229	(57)
18	Pattern, Breakup	S4 - 26 575w			N/C			1/240	(92)
19	Pipe End, Cool	S4 - 26 575w			 R79+ R132+ G99			1/241	(41)
20	Pipe End, Warm	S4 - 26 575w			 R34+ R132			1/242	(35)
21	Pipe End, Cool	S4 Jr- 36 575w			 R79+ R132+ G99			1/241	(41)
22	Pipe End, Warm	S4 - 36 575w			 R34+ R132			1/242	(35)

INSTRUMENT SCHEDULE

4TH ELECTRIC

U#	Purpose	Typ & Acc & W	Ckt	C#	Color	Temp	Gsiz	Dim	Chan
A1	Cyc, Red	12LT 3CKT 150 W R40FL 150w			 R124			1/41	(141)
A2	Cyc, Green	12LT 3CKT 150 W R40FL 150w			 R126			1/50	(142)
A3	Cyc, Blue	12LT 3CKT 150 W R40FL 150w			 R125			1/43	(143)

B1	Cyc, Red	12LT 3CKT 150 W R40FL 150w			 R124			1/41	(141)
B2	Cyc, Green	12LT 3CKT 150 W R40FL 150w			 R126			1/50	(142)
B3	Cyc, Blue	12LT 3CKT 150 W R40FL 150w			 R125			1/43	(143)




C1	Cyc, Red	12LT 3CKT 150 W R40FL 150w			 R124			1/41	(141)
C2	Cyc, Green	12LT 3CKT 150 W R40FL 150w			 R126			1/50	(142)
C3	Cyc, Blue	12LT 3CKT 150 W R40FL 150w			 R125			1/43	(143)

D1	Cyc, Red	12LT 3CKT 150 W R40FL 150w			 R124			1/46	(141)
D2	Cyc, Green	12LT 3CKT 150 W R40FL 150w			 R126			1/47	(142)
D3	Cyc, Blue	12LT 3CKT 150 W R40FL 150w			 R125			1/45	(143)

E1	Cyc, Red	12LT 3CKT 150 W R40FL 150w			 R124			1/46	(141)
E2	Cyc, Green	12LT 3CKT 150 W R40FL 150w			 R126			1/47	(142)
E3	Cyc, Blue	12LT 3CKT 150 W R40FL 150w			 R125			1/45	(143)













INSTRUMENT SCHEDULE

4TH ELECTRIC

U#	Purpose	Typ & Acc & W	Ckt	C#	Color	Temp	Gsiz	Dim	Chan
F1	Cyc, Red	12LT 3CKT 150 W R40FL 150w			 R124			1/46	(141)
F2	Cyc, Green	12LT 3CKT 150 W R40FL 150w			 R126			1/47	(142)
F3	Cyc, Blue	12LT 3CKT 150 W R40FL 150w			 R125			1/45	(143)

INSTRUMENT SCHEDULE

PROSCENIUM PIPE

U#	Purpose	Typ & Acc & W	Ckt	C#	Color	Temp	Gsiz	Dim	Chan
1	Back Wash, Amber	S4 - PAR WFL 575w			 R317			1/207	(51)
2	Back Wash, Red	Alt. 6" Fresnel 575w			 L106			1/208	(61)
3	Back Wash, Blue	6" Fresnel, Century 500w			 R74			1/209	(71)
4	Back Wash, Amber	S4 - PAR WFL 575w			 R317			1/210	(52)
5	Back Wash, Red	Alt. 6" Fresnel 575w			 L106			1/211	(62)
6	Back Wash, Blue	6" Fresnel, Century 500w			 R74			1/212	(72)
7	Back Wash, Blue	Alt. 6" Fresnel 575w			 R74			1/212	(72)
8	Back Wash, Red	6" Fresnel, Century 500w			 L106			1/211	(62)
9	Back Wash, Amber	S4 - PAR WFL 575w			 R317			1/210	(52)
10	Back Wash, Blue	Alt. 6" Fresnel 575w			 R74			1/209	(71)
11	Back Wash, Red	6" Fresnel, Century 500w			 L106			1/208	(61)
12	Back Wash, Amber	S4 - PAR WFL 575w			 R317			1/207	(51)

CATWALK SL

U#	Purpose	Typ & Acc & W	Ckt	C#	Color	Temp	Gsiz	Dim	Chan
1	Pattern, Breakup	S4-750 - 26 575w			N/C			1/124	(85)
2	Pattern, Breakup	S4-750 - 26 575w			N/C			1/123	(83)
3	Pattern, Breakup	S4-750 - 26 575w			N/C			1/19	(81)

INSTRUMENT SCHEDULE

CATWALK SR

U#	Purpose	Typ & Acc & W	Ckt	C#	Color	Temp	Gsiz	Dim	Chan
3	Pattern, Breakup	S4-750 - 26 575w			N/C			1/20	(82)
2	Pattern, Breakup	S4-750 - 26 575w			N/C			1/120	(84)
1	Pattern, Breakup	S4-750 - 26 575w			N/C			1/119	(86)



INSTRUMENT SCHEDULE

CATWALK FRONT

U#	Purpose	Typ & Acc & W	Ckt	C#	Color	Temp	Gsiz	Dim	Chan
1	Area 5, UC Thrust, Warm	S4 - 36 575w			 R08+ R132			1/18	(9)
2	Area 5, UC Thrust, Cool	S4 - 36 575w			 R68+ R132+ G99			1/17	(18)
3	Area 5, UC Thrust, Neutral	S4 - 36 575w			 R355+ R132			1/16	(16)
4	Special DL	S4-750 - 26 750w			N/C			1/205	(105)
5	Area 4, UR Thrust, Warm	S4 - 36 575w			 R08+ R132			1/15	(10)
6	Special DCL	S4-750 - 26w/Iris 750w			N/C			1/204	(104)
7	Area 4, UR Thrust, Cool	S4 - 36 575w			 R68+ R132+ G99			1/14	(19)
8	Area 4, UR Thrust, Neutral	S4 - 36 575w			 R355+ R132			1/13	(29)
9	Special DC	S4-750 - 26 750w			N/C			1/203	(103)
10	Area 6, UL Thrust, Neutral	S4 - 36 575w			 R355+ R132			1/23	(27)
11	Area 6, UL Thrust, Cool	S4 - 36 575w			 R68+ R132+ G99			1/22	(17)
12	Special DCR	S4-750 - 26w/Iris 750w			N/C			1/202	(102)
13	Area 6, UL Thrust, Warm	S4 - 36 575w			 R08+ R132			1/21	(8)
14	Special DR	S4-750 - 26 750w			N/C			1/201	(101)
15	Area 5, UC Thrust, Neutral	S4 - 36 575w			 R355+ R132			1/16	(16)

INSTRUMENT SCHEDULE

CATWALK FRONT

U#	Purpose	Typ & Acc & W	Ckt	C#	Color	Temp	Gsiz	Dim	Chan
16	Area 5, UC Thrust, Cool	S4 - 36 575w			 R68+ R132+ G99			1/17	(18)
17	Area 5, UC Thrust, Warm	S4 - 36 575w			 R08+ R132			1/18	(9)