

# Sangre de Cristo Arts Center Theater House Plot

SDCACTheater House Plot.lw5

4/11/2011

## INSTRUMENT SCHEDULE

Lighting Design Timothy F. Gately

---

### TABLE OF CONTENTS

|                    |   |                           |    |
|--------------------|---|---------------------------|----|
| BEAM .....         | 1 | 2ND ELECTRIC .....        | 8  |
| CATWALK .....      | 4 | 3RD ELECTRIC .....        | 10 |
| 1ST ELECTRIC ..... | 6 | PROSCENIUM PIPE .....     | 11 |
|                    |   | STRIPLIGHT ELECTRIC ..... | 12 |

## INSTRUMENT SCHEDULE

Lighting Design Timothy F. Gately

**BEAM**

| U#   | Purpose                     | Typ & Acc & W                           | Ckt | C# | Color   | Temp | Gsiz | Dim   | Chan |
|------|-----------------------------|---|-----|----|---|------|------|-------|------|
| 1    | Area 6, UL<br>Thrust, Warm  | S4 - 19 575w                            |     |    |  R-33+R-<br>132        |      |      | 1/12  | (10) |
| 2    | Area 6, UL<br>Thrust, Cool  | S4 - 19 575w                            |     |    |  R-68+R-<br>132+G-99   |      |      | 1/10  | (18) |
| 3    | Front Wash,<br>Warm UL End  | S4 - 26 575w                            |     |    |  R-34+R-<br>132        |      |      | 1/11  | (29) |
| 4    | Area 6, CL<br>Thrust, Warm  | S4 - 19 575w                            |     |    |  R-33+R-<br>132        |      |      | 1/118 | (9)  |
| 5    | Area 6, CL<br>Thrust, Cool  | S4 - 19 575w                            |     |    |  R-68+R-<br>132+G-99   |      |      | 1/117 | (17) |
| 6    | Front Wash,<br>Warm UL End  | S4 - 26 575w                            |     |    |  R-34+R-<br>132       |      |      | 1/11  | (29) |
| 7    | Area 3, DL<br>Thrust, Warm  | S4 - 19 575w                            |     |    |  R-33+R-<br>132      |      |      | 1/9   | (3)  |
| 8    | Area 3, DL<br>Thrust, Warm  | S4 - 19 575w                            |     |    |  R-33+R-<br>132      |      |      | 1/9   | (3)  |
| 9    | Front Wash,<br>Warm DL      | S4 - 19 575w                            |     |    |  R-26+R-<br>132      |      |      | 1/116 | (25) |
| 10   | Area 2, DL<br>Thrust, Cool  | S4 - 19 575w                            |     |    |  R-68+R-<br>132+G-99 |      |      | 1/115 | (14) |
| 11   | Area 2, DC<br>Thrust, Warm  | S4 - 19 575w                            |     |    |  R-33+R-<br>132      |      |      | 1/7   | (2)  |
| 12   | Front Wash,<br>Warm DCL     | S4 - 19 575w                            |     |    |  R-26+R-<br>132      |      |      | 1/114 | (24) |
| 13   | Area 2, DCL<br>Thrust, Cool | S4 - 19 575w                            |     |    |  R-68+R-<br>132+G-99 |      |      | 1/113 | (13) |
| 14   | Area 1, DR<br>Thrust, Warm  | S4 - 19 575w                            |     |    |  R-33+R-<br>132      |      |      | 1/6   | (1)  |
| 14.1 | Follow Spot                 | Lycian 1206<br>Midget Followspot<br>1kw |     |    |   |      |      |       |      |




## INSTRUMENT SCHEDULE

**BEAM**

| U#   | Purpose                     | Typ & Acc & W                           | Ckt | C# | Color   | Temp | Gsiz | Dim   | Chan  |
|------|-----------------------------|---|-----|----|---|------|------|-------|-------|
| 15   | Special FOH UL              | S4 - 10w/Iris 575w                      |     |    | N/C   |      |      | 1/112 | (106) |
| 16   | Special FOH DL              | S4 - 10w/Iris 575w                      |     |    | N/C   |      |      | 1/111 | (103) |
| 17   | Special FOH DC              | S4 - 10w/Iris 575w                      |     |    | N/C   |      |      | 1/110 | (102) |
| 18   | Special FOH UR              | S4 - 10w/Iris 575w                      |     |    | N/C   |      |      | 1/109 | (104) |
| 19   | Special FOH DR              | S4 - 10w/Iris 575w                      |     |    | N/C   |      |      | 1/107 | (101) |
| 19.1 | Follow Spot                 | Lycian 1206<br>Midget Followspot<br>1kw |     |    |   |      |      |       |       |
| 20   | Area 3, DL<br>Thrust, Warm  | S4 - 19 575w                            |     |    |  R-33+R-132        |      |      | 1/9   | (3)   |
| 21   | Area 2, DCR<br>Thrust, Cool | S4 - 19 575w                            |     |    |  R-68+R-132+G-99   |      |      | 1/101 | (12)  |
| 22   | Front Wash,<br>Warm DCR     | S4 - 19 575w                            |     |    |  R-26+R-132      |      |      | 1/102 | (23)  |
| 23   | Area 2, DC<br>Thrust, Warm  | S4 - 19 575w                            |     |    |  R-33+R-132      |      |      | 1/7   | (2)   |
| 24   | Area 1, DR<br>Thrust, Cool  | S4 - 19 575w                            |     |    |  R-68+R-132+G-99 |      |      | 1/103 | (11)  |
| 25   | Front Wash,<br>Warm DR      | S4 - 19 575w                            |     |    |  R-26+R-132      |      |      | 1/104 | (22)  |
| 26   | Area 1, DR<br>Thrust, Warm  | S4 - 19 575w                            |     |    |  R-33+R-132      |      |      | 1/6   | (1)   |
| 27   | Area 1, DR<br>Thrust, Warm  | S4 - 19 575w                            |     |    |  R-33+R-132      |      |      | 1/6   | (1)   |
| 28   | Front Wash,<br>Warm UR End  | S4 - 26 575w                            |     |    |  R-34+R-132      |      |      | 1/80  | (28)  |
| 29   | Area 4, CR<br>Thrust, Cool  | S4 - 19 575w                            |     |    |  R-68+R-132+G-99 |      |      | 1/105 | (16)  |
| 30   | Area 4, CR<br>Thrust, Warm  | S4 - 19 575w                            |     |    |  R-33+R-132      |      |      | 1/106 | (5)   |

## INSTRUMENT SCHEDULE

### BEAM

| U# | Purpose                    | Typ & Acc & W | Ckt | C# | Color   | Temp | Gsiz | Dim  | Chan |
|----|----------------------------|---------------|-----|----|---|------|------|------|------|
| 31 | Front Wash,<br>Warm UR End | S4 - 26 575w  |     |    |  R-34+R-<br>132      |      |      | 1/80 | (28) |
| 32 | Area 4, UR<br>Thrust, Cool | S4 - 19 575w  |     |    |  R-68+R-<br>132+G-99 |      |      | 1/5  | (15) |
| 33 | Area 4, UR<br>Thrust, Warm | S4 - 19 575w  |     |    |  R-33+R-<br>132      |      |      | 1/3  | (4)  |

## INSTRUMENT SCHEDULE

## CATWALK

| U# | Purpose                    | Typ & Acc & W | Ckt | C# | Color   | Temp | Gsiz | Dim   | Chan  |
|----|----------------------------|---------------|-----|----|---|------|------|-------|-------|
| 1  | Pattern, Breakup           | S4 - 26 575w  |     |    | N/C   |      |      | 1/124 | (85)  |
| 2  | Pattern, Breakup           | S4 - 26 575w  |     |    | N/C   |      |      | 1/123 | (83)  |
| 3  | Pattern, Breakup           | S4 - 26 575w  |     |    | N/C   |      |      | 1/122 | (81)  |
| 4  | Area 5, UC<br>Thrust, Warm | S4 - 36 575w  |     |    |  R-33+R-132        |      |      | 1/18  | (7)   |
| 5  | Area 4, UR<br>Thrust, Warm | S4 - 36 575w  |     |    |  R-33+R-132        |      |      | 1/17  | (6)   |
| 6  | Area 5, UC<br>Thrust, Cool | S4 - 36 575w  |     |    |  R-68+R-132+G-99   |      |      | 1/16  | (20)  |
| 7  | Special DL                 | S4 - 19 575w  |     |    | N/C   |      |      | 1/56  | (109) |
| 8  | Front Wash,<br>Warm US     | S4 - 36 575w  |     |    |  R-26+R-132        |      |      | 1/13  | (27)  |
| 9  | Area 4, UR<br>Thrust, Cool | S4 - 36 575w  |     |    |  R-68+R-132+G-99 |      |      | 1/14  | (19)  |
| 10 | Front Wash,<br>Warm US     | S4 - 36 575w  |     |    |  R-26+R-132      |      |      | 1/13  | (27)  |
| 11 | Special DC                 | S4 - 19 575w  |     |    | N/C   |      |      | 1/23  | (108) |
| 12 | Front Wash,<br>Warm US     | S4 - 36 575w  |     |    |  R-26+R-132      |      |      | 1/20  | (26)  |
| 13 | Area 6, UL<br>Thrust, Cool | S4 - 36 575w  |     |    |  R-68+R-132+G-99 |      |      | 1/22  | (21)  |
| 14 | Front Wash,<br>Warm US     | S4 - 36 575w  |     |    |  R-26+R-132      |      |      | 1/20  | (26)  |
| 15 | Special DR                 | S4 - 19 575w  |     |    | N/C   |      |      | 1/21  | (107) |
| 16 | Area 5, UC<br>Thrust, Cool | S4 - 36 575w  |     |    |  R-68+R-132+G-99 |      |      | 1/16  | (20)  |
| 17 | Area 6, UL<br>Thrust, Warm | S4 - 36 575w  |     |    |  R-33+R-132      |      |      | 1/15  | (8)   |
| 18 | Area 5, UC<br>Thrust, Warm | S4 - 36 575w  |     |    |  R-33+R-132      |      |      | 1/18  | (7)   |







## INSTRUMENT SCHEDULE

### CATWALK

| U# | Purpose          | Typ & Acc & W | Ckt | C# | Color | Temp | Gsiz | Dim   | Chan |
|----|------------------|---------------|-----|----|-------|------|------|-------|------|
| 19 | Pattern, Breakup | S4 - 26 575w  |     |    | N/C   |      |      | 1/121 | (82) |
| 20 | Pattern, Breakup | S4 - 26 575w  |     |    | N/C   |      |      | 1/120 | (84) |
| 21 | Pattern, Breakup | S4 - 26 575w  |     |    | N/C   |      |      | 1/119 | (86) |





## INSTRUMENT SCHEDULE

**1ST ELECTRIC**

| U# | Purpose          | Typ & Acc & W                 | Ckt | C# | Color   | Temp | Gsiz | Dim   | Chan  |
|----|------------------|-------------------------------|-----|----|---|------|------|-------|-------|
| 1  | Pipe End, Warm   | S4 - 36 575w                  |     |    |  R-33+R-132      |      |      | 1/26  | (31)  |
| 2  | Pipe End, Cool   | S4 - 36 575w                  |     |    |  R-68+R-132+G-99 |      |      | 1/27  | (37)  |
| 3  | Pipe End, Warm   | Alt. 6x12 575w                |     |    |  R-33+R-132      |      |      | 1/26  | (31)  |
| 4  | Pipe End, Cool   | Alt. 6x12 575w                |     |    |  R-68+R-132+G-99 |      |      | 1/27  | (37)  |
| 5  | Pattern, Breakup | S4 - 26 575w                  |     |    | N/C   |      |      | 1/125 | (87)  |
| 6  | Back Wash, Warm  | 6" Fresnel, Times Square 500w |     |    |  R-01            |      |      | 1/28  | (45)  |
| 7  | Back Wash, Cool  | 6" Fresnel, Times Square 500w |     |    |  R-80            |      |      | 1/29  | (53)  |
| 8  | Special CL       | S4 - 26 575w                  |     |    | N/C   |      |      | 1/126 | (114) |
| 9  | Back Wash, Warm  | 6" Fresnel, Times Square 500w |     |    |  R-01          |      |      | 1/28  | (45)  |
| 10 | Pattern          | S4 - 36 575w                  |     |    | N/C   |      |      | 1/127 | (117) |
| 11 | Back Wash, Cool  | 6" Fresnel, Times Square 500w |     |    |  R-80          |      |      | 1/29  | (53)  |
| 12 | Special CC       | S4 - 26 575w                  |     |    | N/C   |      |      | 1/33  | (115) |
| 13 | Back Wash, Warm  | 6" Fresnel, Times Square 500w |     |    |  R-01          |      |      | 1/31  | (46)  |
| 14 | Pattern          | S4 - 36 575w                  |     |    | N/C   |      |      | 1/128 | (118) |
| 15 | Back Wash, Cool  | 6" Fresnel, Times Square 500w |     |    |  R-80          |      |      | 1/32  | (54)  |
| 16 | Special CR       | S4 - 26 575w                  |     |    | N/C   |      |      | 1/129 | (116) |
| 17 | Back Wash, Warm  | 6" Fresnel, Times Square 500w |     |    |  R-01          |      |      | 1/31  | (46)  |
| 18 | Back Wash, Cool  | 6" Fresnel, Times Square 500w |     |    |  R-80          |      |      | 1/32  | (54)  |

# INSTRUMENT SCHEDULE

## 1ST ELECTRIC

| U# | Purpose          | Typ & Acc & W  | Ckt | C# | Color   | Temp | Gsiz | Dim   | Chan |
|----|------------------|----------------|-----|----|---|------|------|-------|------|
| 19 | Pattern, Breakup | S4 - 26 575w   |     |    | N/C   |      |      | 1/130 | (88) |
| 20 | Pipe End, Cool   | Alt. 6x12 575w |     |    |  R-68+R-132+G-99 |      |      | 1/24  | (38) |
| 21 | Pipe End, Warm   | Alt. 6x12 575w |     |    |  R-33+R-132      |      |      | 1/25  | (32) |
| 22 | Pipe End, Cool   | S4 - 36 575w   |     |    |  R-68+R-132+G-99 |      |      | 1/24  | (38) |
| 23 | Pipe End, Warm   | S4 - 36 575w   |     |    |  R-33+R-132      |      |      | 1/25  | (32) |





## INSTRUMENT SCHEDULE

**2ND ELECTRIC**

| U# | Purpose          | Typ & Acc & W                   | Ckt | C# | Color   | Temp | Gsiz | Dim  | Chan |
|----|------------------|---------------------------------|-----|----|---|------|------|------|------|
| 1  | Pipe End, Warm   | S4 - 36 575w                    |     |    |  R-33+R-132      |      |      | 1/34 | (33) |
| 2  | Pipe End, Cool   | S4 Jr- 36 575w                  |     |    |  R-68+R-132+G-99 |      |      | 1/35 | (39) |
| 3  | Pipe End, Warm   | Alt. 6x12 575w                  |     |    |  R-33+R-132      |      |      | 1/34 | (33) |
| 4  | Pipe End, Cool   | Alt. 6x12 575w                  |     |    |  R-68+R-132+G-99 |      |      | 1/35 | (39) |
| 5  | Pattern, Breakup | S4 - 26 575w                    |     |    | N/C   |      |      | 1/36 | (89) |
| 6  | Back Wash, Warm  | 6" Fresnel, Century Strand 500w |     |    |  R-01            |      |      | 1/37 | (47) |
| 7  | Back Wash, Cool  | 6" Fresnel, Century Strand 500w |     |    |  R-80          |      |      | 1/38 | (55) |
| 8  | Back Wash, Warm  | 6" Fresnel, Century Strand 500w |     |    |  R-01          |      |      | 1/37 | (47) |
| 9  | Back Wash, Cool  | 6" Fresnel, Century Strand 500w |     |    |  R-80          |      |      | 1/38 | (55) |
| 10 | Back Wash, Warm  | 6" Fresnel, Century Strand 500w |     |    |  R-01          |      |      | 1/39 | (48) |
| 11 | Back Wash, Cool  | 6" Fresnel, Century Strand 500w |     |    |  R-80          |      |      | 1/79 | (56) |
| 12 | Back Wash, Warm  | 6" Fresnel, Century Strand 500w |     |    |  R-01          |      |      | 1/39 | (48) |
| 13 | Back Wash, Cool  | 6" Fresnel, Century Strand 500w |     |    |  R-80          |      |      | 1/79 | (56) |















# INSTRUMENT SCHEDULE

## 2ND ELECTRIC

| U# | Purpose          | Typ & Acc & W  | Ckt | C# | Color   | Temp | Gsiz | Dim  | Chan |
|----|------------------|----------------|-----|----|---|------|------|------|------|
| 14 | Pattern, Breakup | S4 - 26 575w   |     |    | N/C   |      |      | 1/69 | (90) |
| 15 | Pipe End, Cool   | Alt. 6x12 575w |     |    |  R-68+R-<br>132+G-99 |      |      | 1/70 | (40) |
| 16 | Pipe End, Warm   | Alt. 6x12 575w |     |    |  R-33+R-<br>132      |      |      | 1/71 | (34) |
| 17 | Pipe End, Cool   | S4 Jr- 36 575w |     |    |  R-68+R-<br>132+G-99 |      |      | 1/70 | (40) |
| 18 | Pipe End, Warm   | S4 - 36 575w   |     |    |  R-33+R-<br>132      |      |      | 1/71 | (34) |



## INSTRUMENT SCHEDULE

### 3RD ELECTRIC









| U# | Purpose          | Typ & Acc & W            | Ckt | C# | Color   | Temp | Gsiz | Dim  | Chan |
|----|------------------|--------------------------|-----|----|---|------|------|------|------|
| 1  | Pipe End, Warm   | S4 - 36 575w             |     |    |  R-33+R-132        |      |      | 1/60 | (35) |
| 2  | Pipe End, Cool   | S4 - 36 575w             |     |    |  R-68+R-132+G-99   |      |      | 1/61 | (41) |
| 3  | Pipe End, Warm   | S4 - 26 575w             |     |    |  R-33+R-132        |      |      | 1/60 | (35) |
| 4  | Pipe End, Cool   | S4 - 26 575w             |     |    |  R-68+R-132+G-99   |      |      | 1/61 | (41) |
| 5  | Pattern, Breakup | S4 - 26 575w             |     |    | N/C   |      |      | 1/62 | (91) |
| 6  | Back Wash, Warm  | 6" Fresnel, Century 500w |     |    |  R-01              |      |      | 1/47 | (49) |
| 7  | Back Wash, Cool  | 6" Fresnel, Century 500w |     |    |  R-80              |      |      | 1/48 | (57) |
| 8  | Back Wash, Warm  | 6" Fresnel, Century 500w |     |    |  R-01            |      |      | 1/47 | (49) |
| 9  | Back Wash, Cool  | 6" Fresnel, Century 500w |     |    |  R-80            |      |      | 1/48 | (57) |
| 10 | Back Wash, Warm  | 6" Fresnel, Century 500w |     |    |  R-01            |      |      | 1/49 | (50) |
| 11 | Back Wash, Cool  | 6" Fresnel, Century 500w |     |    |  R-80            |      |      | 1/48 | (57) |
| 12 | Back Wash, Warm  | 6" Fresnel, Century 500w |     |    |  R-01            |      |      | 1/49 | (50) |
| 13 | Back Wash, Cool  | 6" Fresnel, Century 500w |     |    |  R-80            |      |      | 1/48 | (57) |
| 14 | Pattern, Breakup | S4 - 26 575w             |     |    | N/C   |      |      | 1/75 | (92) |
| 15 | Pipe End, Cool   | S4 - 26 575w             |     |    |  R-68+R-132+G-99 |      |      | 1/76 | (42) |
| 16 | Pipe End, Warm   | S4 - 26 575w             |     |    |  R-33+R-132      |      |      | 1/77 | (36) |

## INSTRUMENT SCHEDULE

### 3RD ELECTRIC













| U# | Purpose        | Typ & Acc & W | Ckt | C# | Color   | Temp | Gsiz | Dim  | Chan |
|----|----------------|---------------|-----|----|---|------|------|------|------|
| 17 | Pipe End, Cool | S4 - 36 575w  |     |    |  R-68+R-132+G-99 |      |      | 1/76 | (42) |
| 18 | Pipe End, Warm | S4 - 36 575w  |     |    |  R-33+R-132      |      |      | 1/77 | (36) |

### PROSCENIUM PIPE

| U# | Purpose         | Typ & Acc & W            | Ckt | C# | Color  | Temp | Gsiz | Dim  | Chan |
|----|-----------------|--------------------------|-----|----|--|------|------|------|------|
| 1  | Back Wash, Warm | Alt. 6" Fresnel 575w     |     |    |  R-01   |      |      | 1/54 | (44) |
| 2  | Back Wash, Cool | 6" Fresnel, Century 500w |     |    |  R-80   |      |      | 1/55 | (52) |
| 3  | Back Wash, Warm | Alt. 6" Fresnel 575w     |     |    |  R-01  |      |      | 1/54 | (44) |
| 4  | Back Wash, Cool | 6" Fresnel, Century 500w |     |    |  R-80 |      |      | 1/55 | (52) |
| 5  | Back Wash, Warm | Alt. 6" Fresnel 575w     |     |    |  R-01 |      |      | 1/54 | (44) |
| 6  | Back Wash, Cool | 6" Fresnel, Century 500w |     |    |  R-80 |      |      | 1/55 | (52) |
| 7  | Back Wash, Warm | Alt. 6" Fresnel 575w     |     |    |  R-01 |      |      | 1/54 | (44) |
| 8  | Back Wash, Cool | 6" Fresnel, Century 500w |     |    |  R-80 |      |      | 1/55 | (52) |




## INSTRUMENT SCHEDULE

### STRIPLIGHT ELECTRIC

| U#    | Purpose    | Typ & Acc & W                 | Ckt | C# | Color   | Temp | Gsiz | Dim  | Chan  |
|-------|------------|-------------------------------|-----|----|---|------|------|------|-------|
| A1    | Cyc, Red   | 12LT 3CKT 150 W<br>R40FL 600w |     |    |  R-124   |      |      | 1/41 | (121) |
| A2    | Cyc, Blue  | 12LT 3CKT 150 W<br>R40FL 600w |     |    |  R-125   |      |      | 1/42 | (123) |
| A3    | Cyc, Green | 12LT 3CKT 150 W<br>R40FL 600w |     |    |  R-126   |      |      | 1/43 | (125) |
| ----- |            |                               |     |    |   |      |      |      |       |
| B1    | Cyc, Red   | 12LT 3CKT 150 W<br>R40FL 600w |     |    |  R-124   |      |      | 1/41 | (121) |
| B2    | Cyc, Blue  | 12LT 3CKT 150 W<br>R40FL 600w |     |    |  R-125   |      |      | 1/42 | (123) |
| B3    | Cyc, Green | 12LT 3CKT 150 W<br>R40FL 600w |     |    |  R-126   |      |      | 1/43 | (125) |
| ----- |            |                               |     |    |   |      |      |      |       |
| C1    | Cyc, Red   | 12LT 3CKT 150 W<br>R40FL 600w |     |    |  R-124  |      |      | 1/41 | (121) |
| C2    | Cyc, Blue  | 12LT 3CKT 150 W<br>R40FL 600w |     |    |  R-125 |      |      | 1/42 | (123) |
| C3    | Cyc, Green | 12LT 3CKT 150 W<br>R40FL 600w |     |    |  R-126 |      |      | 1/43 | (125) |
| ----- |            |                               |     |    |   |      |      |      |       |
| D1    | Cyc, Red   | 12LT 3CKT 150 W<br>R40FL 600w |     |    |  R-124 |      |      | 1/50 | (122) |
| D2    | Cyc, Blue  | 12LT 3CKT 150 W<br>R40FL 600w |     |    |  R-125 |      |      | 1/45 | (124) |
| D3    | Cyc, Green | 12LT 3CKT 150 W<br>R40FL 600w |     |    |  R-126 |      |      | 1/46 | (126) |
| ----- |            |                               |     |    |   |      |      |      |       |
| E1    | Cyc, Red   | 12LT 3CKT 150 W<br>R40FL 600w |     |    |  R-124 |      |      | 1/50 | (122) |
| E2    | Cyc, Blue  | 12LT 3CKT 150 W<br>R40FL 600w |     |    |  R-125 |      |      | 1/45 | (124) |
| E3    | Cyc, Green | 12LT 3CKT 150 W<br>R40FL 600w |     |    |  R-126 |      |      | 1/46 | (126) |

## INSTRUMENT SCHEDULE

### STRIPLIGHT ELECTRIC

| U# | Purpose    | Typ & Acc & W                 | Ckt | C# | Color   | Temp | Gsiz | Dim  | Chan  |
|----|------------|-------------------------------|-----|----|---|------|------|------|-------|
| F1 | Cyc, Red   | 12LT 3CKT 150 W<br>R40FL 600w |     |    |  R-124 |      |      | 1/50 | (122) |
| F2 | Cyc, Blue  | 12LT 3CKT 150 W<br>R40FL 600w |     |    |  R-125 |      |      | 1/45 | (124) |
| F3 | Cyc, Green | 12LT 3CKT 150 W<br>R40FL 600w |     |    |  R-126 |      |      | 1/46 | (126) |