




























CHANNEL HOOKUP

Lighting Design Timothy F. Gately

Channel	Dim	Position	U#	Purpose	Typ & Acc & W	Color	Temp
(1)	1/6	BEAM	14	Area 1, DR Thrust, Warm	S4 - 19 575w	 R-33+R-132	
	"	"	26	"	"	"	
	"	"	27	"	"	"	
(2)	1/7	BEAM	11	Area 2, DC Thrust, Warm	S4 - 19 575w	 R-33+R-132	
	"	"	23	"	"	"	
(3)	1/9	BEAM	7	Area 3, DL Thrust, Warm	S4 - 19 575w	 R-33+R-132	
	"	"	8	"	"	"	
	"	"	20	"	"	"	
(4)	1/3	BEAM	33	Area 4, UR Thrust, Warm	S4 - 19 575w	 R-33+R-132	
(5)	1/106	BEAM	30	Area 4, CR Thrust, Warm	S4 - 19 575w	 R-33+R-132	
(6)	1/17	CATWALK	5	Area 4, UR Thrust, Warm	S4 - 36 575w	 R-33+R-132	
(7)	1/18	CATWALK	4	Area 5, UC Thrust, Warm	S4 - 36 575w	 R-33+R-132	
	"	"	18	"	"	"	
(8)	1/15	CATWALK	17	Area 6, UL Thrust, Warm	S4 - 36 575w	 R-33+R-132	
(9)	1/118	BEAM	4	Area 6, CL Thrust, Warm	S4 - 19 575w	 R-33+R-132	
(10)	1/12	BEAM	1	Area 6, UL Thrust, Warm	S4 - 19 575w	 R-33+R-132	
(11)	1/103	BEAM	24	Area 1, DR Thrust, Cool	S4 - 19 575w	 R-68+R-132+G-99	
(12)	1/101	BEAM	21	Area 2, DCR Thrust, Cool	S4 - 19 575w	 R-68+R-132+G-99	










CHANNEL HOOKUP

Channel	Dim	Position	U#	Purpose	Typ & Acc & W	Color	Temp
(13)	1/113	BEAM	13	Area 2, DCL Thrust, Cool	S4 - 19 575w	 R-68+R- 132+G-99	
(14)	1/115	BEAM	10	Area 2, DL Thrust, Cool	S4 - 19 575w	 R-68+R- 132+G-99	
(15)	1/5	BEAM	32	Area 4, UR Thrust, Cool	S4 - 19 575w	 R-68+R- 132+G-99	
(16)	1/105	BEAM	29	Area 4, CR Thrust, Cool	S4 - 19 575w	 R-68+R- 132+G-99	
(17)	1/117	BEAM	5	Area 6, CL Thrust, Cool	S4 - 19 575w	 R-68+R- 132+G-99	
(18)	1/10	BEAM	2	Area 6, UL Thrust, Cool	S4 - 19 575w	 R-68+R- 132+G-99	
(19)	1/14	CATWALK	9	Area 4, UR Thrust, Cool	S4 - 36 575w	 R-68+R- 132+G-99	
(20)	1/16	CATWALK	6	Area 5, UC Thrust, Cool	S4 - 36 575w	 R-68+R- 132+G-99	
	"	"	16	"	"	"	
(21)	1/22	CATWALK	13	Area 6, UL Thrust, Cool	S4 - 36 575w	 R-68+R- 132+G-99	
(22)	1/104	BEAM	25	Front Wash, Warm DR	S4 - 19 575w	 R-26+R- 132	
(23)	1/102	BEAM	22	Front Wash, Warm DCR	S4 - 19 575w	 R-26+R- 132	
(24)	1/114	BEAM	12	Front Wash, Warm DCL	S4 - 19 575w	 R-26+R- 132	
(25)	1/116	BEAM	9	Front Wash, Warm DL	S4 - 19 575w	 R-26+R- 132	
(26)	1/20	CATWALK	12	Front Wash, Warm US	S4 - 36 575w	 R-26+R- 132	
	"	"	14	"	"	"	
(27)	1/13	CATWALK	8	Front Wash, Warm US	S4 - 36 575w	 R-26+R- 132	
	"	"	10	"	"	"	









CHANNEL HOOKUP

Channel	Dim	Position	U#	Purpose	Typ & Acc & W	Color	Temp
(28)	1/80	BEAM	28	Front Wash, Warm UR End	S4 - 26 575w	 R-34+R-132	
	"	"	31	"	"	"	
(29)	1/11	BEAM	3	Front Wash, Warm UL End	S4 - 26 575w	 R-34+R-132	
	"	"	6	"	"	"	
(31)	1/26	1ST ELECTRIC	1	Pipe End, Warm	S4 - 36 575w	 R-33+R-132	
	"	"	3	"	Alt. 6x12 575w	"	
(32)	1/25	1ST ELECTRIC	21	Pipe End, Warm	Alt. 6x12 575w	 R-33+R-132	
	"	"	23	"	S4 - 36 575w	"	
(33)	1/34	2ND ELECTRIC	1	Pipe End, Warm	S4 - 36 575w	 R-33+R-132	
	"	"	3	"	Alt. 6x12 575w	"	
(34)	1/71	2ND ELECTRIC	16	Pipe End, Warm	Alt. 6x12 575w	 R-33+R-132	
	"	"	18	"	S4 - 36 575w	"	
(35)	1/60	3RD ELECTRIC	1	Pipe End, Warm	S4 - 36 575w	 R-33+R-132	
	"	"	3	"	S4 - 26 575w	"	
(36)	1/77	3RD ELECTRIC	16	Pipe End, Warm	S4 - 26 575w	 R-33+R-132	
	"	"	18	"	S4 - 36 575w	"	
(37)	1/27	1ST ELECTRIC	2	Pipe End, Cool	S4 - 36 575w	 R-68+R-132+G-99	
	"	"	4	"	Alt. 6x12 575w	"	
(38)	1/24	1ST ELECTRIC	20	Pipe End, Cool	Alt. 6x12 575w	 R-68+R-132+G-99	
	"	"	22	"	S4 - 36 575w	"	

CHANNEL HOOKUP

Channel	Dim	Position	U#	Purpose	Typ & Acc & W	Color	Temp
(39)	1/35	2ND ELECTRIC	2	Pipe End, Cool	S4 Jr- 36 575w	 R-68+R- 132+G-99	
	"	"	4	"	Alt. 6x12 575w	"	
(40)	1/70	2ND ELECTRIC	15	Pipe End, Cool	Alt. 6x12 575w	 R-68+R- 132+G-99	
	"	"	17	"	S4 Jr- 36 575w	"	
(41)	1/61	3RD ELECTRIC	2	Pipe End, Cool	S4 - 36 575w	 R-68+R- 132+G-99	
	"	"	4	"	S4 - 26 575w	"	
(42)	1/76	3RD ELECTRIC	15	Pipe End, Cool	S4 - 26 575w	 R-68+R- 132+G-99	
	"	"	17	"	S4 - 36 575w	"	
(44)	1/54	PROSCENI UM PIPE	1	Back Wash, Warm	Alt. 6" Fresnel 575w	 R-01	
	"	"	3	"	"	"	
	"	"	5	"	"	"	
	"	"	7	"	"	"	
(45)	1/28	1ST ELECTRIC	6	Back Wash, Warm	6" Fresnel, Times Square 500w	 R-01	
	"	"	9	"	"	"	
(46)	1/31	1ST ELECTRIC	13	Back Wash, Warm	6" Fresnel, Times Square 500w	 R-01	
	"	"	17	"	"	"	
(47)	1/37	2ND ELECTRIC	6	Back Wash, Warm	6" Fresnel, Century Strand 500w	 R-01	
	"	"	8	"	"	"	
(48)	1/39	2ND ELECTRIC	10	Back Wash, Warm	6" Fresnel, Century Strand 500w	 R-01	
	"	"	12	"	"	"	




CHANNEL HOOKUP

Channel	Dim	Position	U#	Purpose	Typ & Acc & W	Color	Temp
(49)	1/47	3RD ELECTRIC	6	Back Wash, Warm	6" Fresnel, Century 500w	 R-01	
	"	"	8	"	"	"	
(50)	1/49	3RD ELECTRIC	10	Back Wash, Warm	6" Fresnel, Century 500w	 R-01	
	"	"	12	"	"	"	
(52)	1/55	PROSCENI UM PIPE	2	Back Wash, Cool	6" Fresnel, Century 500w	 R-80	
	"	"	4	"	"	"	
	"	"	6	"	"	"	
	"	"	8	"	"	"	
(53)	1/29	1ST ELECTRIC	7	Back Wash, Cool	6" Fresnel, Times Square 500w	 R-80	
	"	"	11	"	"	"	
(54)	1/32	1ST ELECTRIC	15	Back Wash, Cool	6" Fresnel, Times Square 500w	 R-80	
	"	"	18	"	"	"	
(55)	1/38	2ND ELECTRIC	7	Back Wash, Cool	6" Fresnel, Century Strand 500w	 R-80	
	"	"	9	"	"	"	
(56)	1/79	2ND ELECTRIC	11	Back Wash, Cool	6" Fresnel, Century Strand 500w	 R-80	
	"	"	13	"	"	"	
(57)	1/48	3RD ELECTRIC	7	Back Wash, Cool	6" Fresnel, Century 500w	 R-80	
	"	"	9	"	"	"	
	"	"	11	"	"	"	
	"	"	13	"	"	"	



CHANNEL HOOKUP

Channel	Dim	Position	U#	Purpose	Typ & Acc & W	Color	Temp
(81)	1/122	CATWALK	3	Pattern, Breakup	S4 - 26 575w	N/C	
(82)	1/121	CATWALK	19	Pattern, Breakup	S4 - 26 575w	N/C	
(83)	1/123	CATWALK	2	Pattern, Breakup	S4 - 26 575w	N/C	
(84)	1/120	CATWALK	20	Pattern, Breakup	S4 - 26 575w	N/C	
(85)	1/124	CATWALK	1	Pattern, Breakup	S4 - 26 575w	N/C	
(86)	1/119	CATWALK	21	Pattern, Breakup	S4 - 26 575w	N/C	
(87)	1/125	1ST ELECTRIC	5	Pattern, Breakup	S4 - 26 575w	N/C	
(88)	1/130	1ST ELECTRIC	19	Pattern, Breakup	S4 - 26 575w	N/C	
(89)	1/36	2ND ELECTRIC	5	Pattern, Breakup	S4 - 26 575w	N/C	
(90)	1/69	2ND ELECTRIC	14	Pattern, Breakup	S4 - 26 575w	N/C	
(91)	1/62	3RD ELECTRIC	5	Pattern, Breakup	S4 - 26 575w	N/C	
(92)	1/75	3RD ELECTRIC	14	Pattern, Breakup	S4 - 26 575w	N/C	
(101)	1/107	BEAM	19	Special FOH DR	S4 - 10w/Iris 575w	N/C	
(102)	1/110	BEAM	17	Special FOH DC	S4 - 10w/Iris 575w	N/C	
(103)	1/111	BEAM	16	Special FOH DL	S4 - 10w/Iris 575w	N/C	
(104)	1/109	BEAM	18	Special FOH UR	S4 - 10w/Iris 575w	N/C	
(106)	1/112	BEAM	15	Special FOH UL	S4 - 10w/Iris 575w	N/C	

CHANNEL HOOKUP

Channel	Dim	Position	U#	Purpose	Typ & Acc & W	Color	Temp
(107)	1/21	CATWALK	15	Special DR	S4 - 19 575w	N/C	
(108)	1/23	CATWALK	11	Special DC	S4 - 19 575w	N/C	
(109)	1/56	CATWALK	7	Special DL	S4 - 19 575w	N/C	
(114)	1/126	1ST ELECTRIC	8	Special CL	S4 - 26 575w	N/C	
(115)	1/33	1ST ELECTRIC	12	Special CC	S4 - 26 575w	N/C	
(116)	1/129	1ST ELECTRIC	16	Special CR	S4 - 26 575w	N/C	
(117)	1/127	1ST ELECTRIC	10	Pattern	S4 - 36 575w	N/C	
(118)	1/128	1ST ELECTRIC	14	Pattern	S4 - 36 575w	N/C	
(121)	1/41	STRIPLIGHT ELECTRIC	A1	Cyc, Red	12LT 3CKT 150 W R40FL 600w	 R-124	
	"	"	B1	"	"	"	
	"	"	C1	"	"	"	
(122)	1/50	STRIPLIGHT ELECTRIC	D1	Cyc, Red	12LT 3CKT 150 W R40FL 600w	 R-124	
	"	"	E1	"	"	"	
	"	"	F1	"	"	"	
(123)	1/42	STRIPLIGHT ELECTRIC	A2	Cyc, Blue	12LT 3CKT 150 W R40FL 600w	 R-125	
	"	"	B2	"	"	"	
	"	"	C2	"	"	"	
(124)	1/45	STRIPLIGHT ELECTRIC	D2	Cyc, Blue	12LT 3CKT 150 W R40FL 600w	 R-125	
	"	"	E2	"	"	"	
	"	"	F2	"	"	"	

CHANNEL HOOKUP

Channel	Dim	Position	U#	Purpose	Typ & Acc & W	Color	Temp
(125)	1/43	STRIPLIGHT ELECTRIC	A3	Cyc, Green	12LT 3CKT 150 W R40FL 600w	 R-126	
	"	"	B3	"	"	"	"
	"	"	C3	"	"	"	"
(126)	1/46	STRIPLIGHT ELECTRIC	D3	Cyc, Green	12LT 3CKT 150 W R40FL 600w	 R-126	
	"	"	E3	"	"	"	"
	"	"	F3	"	"	"	"

CHANNEL HOOKUP

Items WITHOUT Channel

Channel	Dim	Position	U#	Purpose	Typ & Acc & W	Color	Temp
		BEAM	14.1	Follow Spot	Lycian 1206 Midget Followspot 1kw		
		"	19.1	"	"		